

**“Country Critters Competition”
Competitive Exhibits
Information and Instruction Packet**

INFORMATION

What is “Country Critters Competition”?

The Country Critters Competition is a craft category under Competitive Exhibits in the 2012 Citrus County Fair.

This competition provides a great hands-on activity for those youth in Citrus County that cannot raise and show a live animal in the fair do to zoning restrictions, financial responsibilities and/or medical reasons. The youth will create a farm animal of their choice from the lists provided in each sub-category. The sub-categories are listed below.

Who Can Participate in the “Country Critters Competition”?

All youth between the ages of 8 and 18 years of age that reside in Citrus County may enter the competition. The youth do not have to be part of any special youth group.

When are Registration Forms and Entries Due and What are the Fees?

Exhibit items and registration forms are due in to the fair on Friday March 23, 2012, between the hours of 9:00 a.m. and 7:00 p.m. and on Saturday March 24, 2012 between the hours of 9:00 a.m. and 3:00 p.m.

All entries must be picked on Sunday April 1, 2012 between the hours of 8:00 a.m. and 1:00 p.m..

There are not any fees or charges to the exhibitor to enter this competition.

Sub-Categories

The competition will be broken down in to three sub-categories by three different age groups, for a total of 9 judged classes. This is to ensure equal competition for each exhibitor.

Age Groups:

- 8 to 10 year olds
- 11 to 13 year olds
- 14 to 18 year olds

Sub-Categories:

- Large Frame Animals – Cows and Horses
- Small Frame Animals – Sheep, Dogs, Goats and Pigs
- No Frame Animals – Chickens and Rabbits

Judging of Classes

We will be judging this competition as close to a live animal show as possible. Each sub-category/age group will be judged separately. The judge for this competition will be both knowledgeable in crafts and live animals.

Each sub-category and age group will receive the following:

- 1 – First Place
- 1 – Second Place
- 1 – Third Place

All others entries will receive a participation ribbon.

The first place winners from all sub-categories/age groups will then be judged against each other for the Grand Champion and Reserve Grand Champion.

INSTRUCTIONS

Each exhibitor will pick an animal to construct from one of the three sub-categories. Then you must follow the instruction set for the animal they chose.

Sizes for Each Sub-Category

Large Frame – Cows and Horses

- 3 feet long
- 3 feet high

Small Frame – Sheep, Dogs, Goats and Pigs

- 2 feet long
- 2 feet high

No Frame – Chickens and Rabbits

- 18 inches long
- 12 inches high

Frame Construction

For Large and Small Frame sub-categories you will use scrape 2 x 4's to create a stick figure. The stick figure will consist of the body, neck, head and legs.

The No Frame sub-category does not need a stick body made from 2 x 4's. You may use whatever material is best for you to construct the shape of the animal.

Outer Construction

Body

You may use chicken wire or other material of your choice to create the shape of your animal around the stick figure for the Large and Small Frame or the body of the No Frame.

Outer Cover

You may use any of the following suggestions to create the outside of your animal. You may use more than item to create the real effect of the animal.

- Paper Mache
- Cotton
- Batting
- Faux Fur
- String
- Feathers
- Paints
- Etc.

Wood Cut List for Each Sub-Category

Large Frame: Requires a total of 87 inches of 2 x 4 cut in different lengths and angles

Small Frame: Requires a total of 63 inches of 2 x 4 cut in different lengths and angles

Cut patterns for the Large and Small Frames are included.

Large Frame Cut List

Large Animal


Requires 87" of 2 x 4

Cut 1 - 2x4 - 33" long Then cut as follows



Step (1) Cut 1 2x4 - 45 1/4" long

Step (2) Rip (Cut down the center) into 2 - 1 1/2 x 45 1/4" pcs



Step (3) Cut on angle as shown below and Repeat with second 1 1/2 x 45 1/4" pc



Step (4) Cut 1 2x4 - 8" long




Drawn by: Roddell Rose
 Modified by: Jay
 On the job: Renato Moller

Small Frame Cut List

Small Animal


Requires 63" of 2 x 4

Cut 1 - 2x4 - 25" long Then cut as follows



Step (1) Cut 1 2x4 - 29 1/4" long

Step (2) Rip (Cut down the center) into 2 - 1 1/2 x 29 1/4" pcs



Step (3) Cut on angle as shown below and Repeat with second 1 1/2 x 29 1/4" pc



Step (4) Cut 1 2x4 - 8" long



Drawing By: Buckall Kent
 Maintenance: Popman
 Gordon State Farmer Market